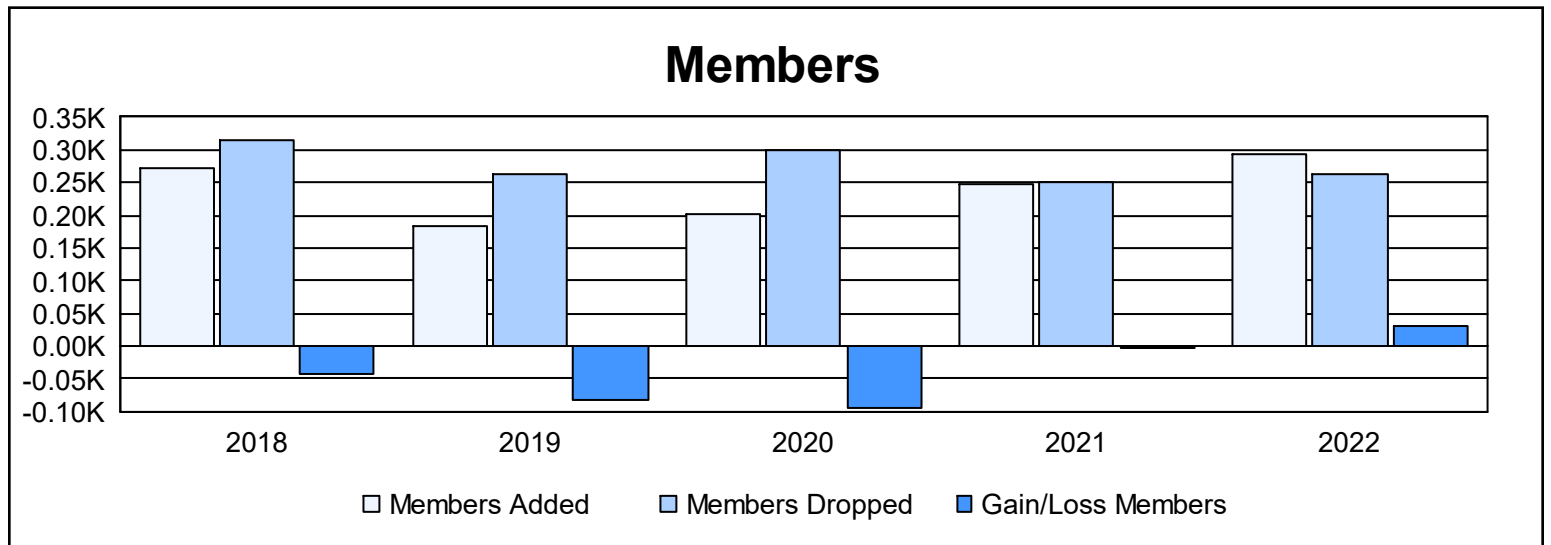
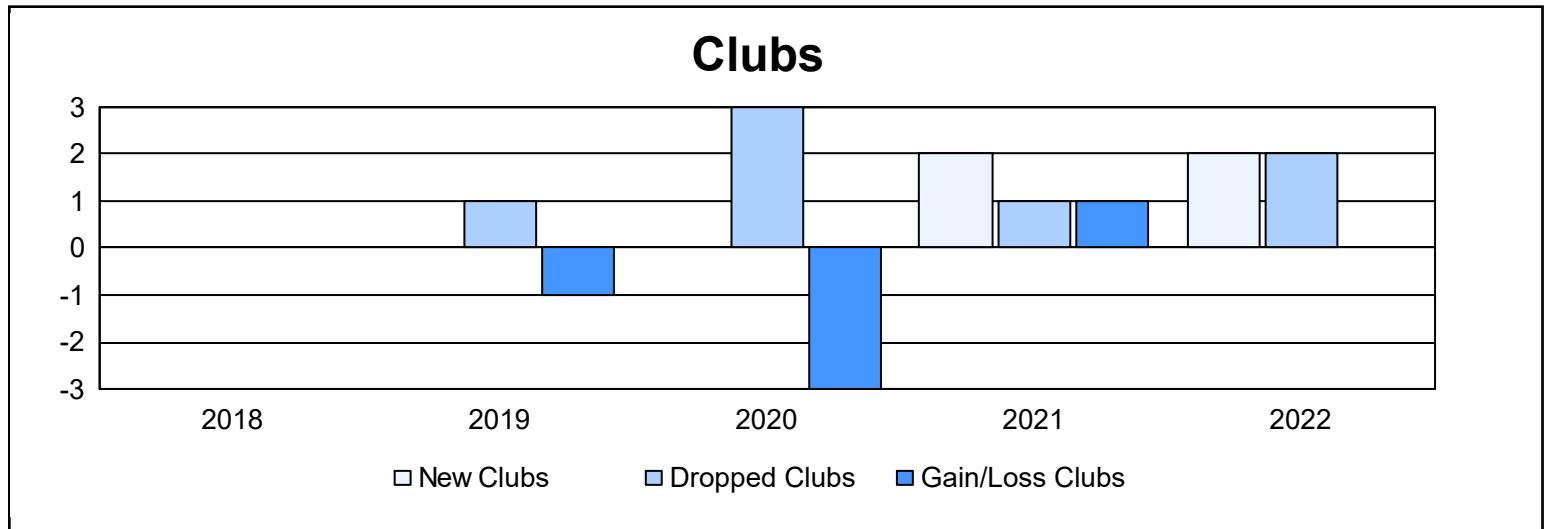
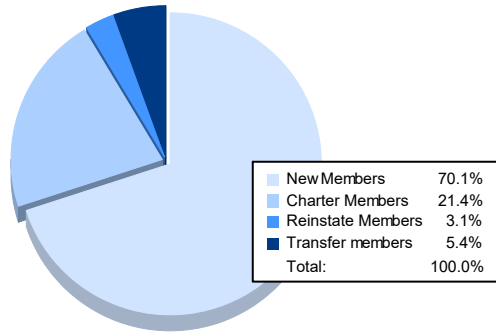


Year	New Clubs	Dropped Clubs	Gain/ Loss Clubs	New Members	Charter Members	Reinstate Members	Transfer Members	Total Member Added	Total Members Dropped	Gain/ Loss Members
2017-2018	0	0	0	236	2	13	20	271	315	-44
2018-2019	0	1	-1	152	3	17	11	183	264	-81
2019-2020	0	3	-3	153	11	15	24	203	298	-95
2020-2021	2	1	1	139	75	13	20	247	250	-3
2021-2022	2	2	0	206	63	9	16	294	262	32
<b>Average</b>	<b>1</b>	<b>1</b>	<b>-1</b>	<b>177</b>	<b>31</b>	<b>13</b>	<b>18</b>	<b>240</b>	<b>278</b>	<b>-38</b>



### Membership Composition June 2022 Cumulative



### Gender Composition June 2022 Cumulative

